



Your path to exponential significance for Jesus...

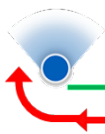
Luke 10:1-28 Activities - Version 1.0

Copyright © 2022 Tsunami Unleashed.

Permission is granted to copy, translate, reproduce, distribute and sell in any medium. We ask that you not change the content in any way. If you wish to change content, then please ask for permission at: [talk2us@tsunamiunleashed.com](mailto:talk2us@tsunamiunleashed.com)

Download the most recent version:  
[7gc.me/manualupdate](https://7gc.me/manualupdate)

Get more resources:  
[7gc.me/resources](https://7gc.me/resources)



## Contents

<b>Introduction</b>	<b>4</b>
<b>How to Use These Activities</b>	<b>4</b>
<b>Activity 1 - Where Are We Going? The Goal - Eternal Life</b>	<b>5</b>
<b>Activity 2 - Where Do We Start? The Cost of Following Jesus</b>	<b>6</b>
<b>Activity 3 – Love and Obey Jesus and Help Others to Obey</b>	<b>7</b>
<b>More Activities</b>	<b>9</b>
<b>Activity 4 - The 7 General Commands of Jesus</b>	<b>11</b>
Repent, Believe the Good News, Receive the Holy Spirit	11
Repent	11
Believe the Good News	12
Receive the Holy Spirit	13
Baptize	13
Lord's Supper	14
Love God, Love Neighbors, Love Enemies, Love Believers	15
Love God	15
Love Neighbors	16
Love Enemies	17
Love Believers	17
Pray in the Name of Jesus	18
Give	19
Make Disciples	20
<b>Creating More Activities</b>	<b>21</b>
<b>Activity 5 - Getting Help. Sending 2 x 2 - the Church</b>	<b>22</b>
<b>Activity 5a - Getting Help. Having a Coach. Training Others</b>	<b>22</b>
<b>Activity 6 - Finding Gold. People You Know</b>	<b>23</b>
<b>Activity 6a - Finding Gold in New Places. People of Peace</b>	<b>23</b>
<b>Activity 7 - Tell Stories about the Good News of Jesus</b>	<b>24</b>
<b>Activity 7a - Tell Stories of Your Adventure with Jesus</b>	<b>25</b>
<b>Activity 8 - Reproduce Disciples, Leaders, and Churches</b>	<b>25</b>



## Luke 10:1-28 (9:57-62) Adventure with Jesus



### Important Items and Key Terms

Teach Everyone to Obey the Seven General Commands of Jesus	27
Implement General Orders for Leaders	27
Focus on your Vision – Jesus’ Followers Enjoy Communion with God and One Another	27
How to Have the Lord’s Supper (Communion)	28
Affirm Key Practices	28
Ask God for Wisdom	28
Love and Obey Jesus in Four Main Ways	28
Start Christ Communities of Family and Friends	28
Train Others to Train Others to do the Same	28
Keep a War versus Peace Mentality and Strategy	29
Create and Update Maps	29
Teach Everyone to Tell Others About Jesus	30
Create Your Testimony (The Story of your life with Jesus)	30
Guide New Believers through their First Steps	30
Teach and Follow Three Levels of Authority	30
Teach New Leaders to follow a Meeting Outline	31
List Names of Those Who Need to Follow Jesus	31
Stories about Jesus to Share with Others	31
Show Pictures or Drawings	32
Key Terms	32



## Introduction

This manual is for leaders at any level who desire to see disciples made, leaders raised, and churches reproduced. If you are a disciple of Jesus, you are a leader!

The intended outcome is to see the saints equipped for the work of ministry (Ephesians 4:12) in their Jerusalem, to Judea, to Samaria, to the ends of the earth (Acts 1:8)

You have a powerful purpose to do good work for God (Ephesians 2:10). This manual will help guide you. We are also here to help.

## How to Use These Activities

These activities are designed for you to use with a group of people. However, the activities may also be used for individual devotion and study.

For each activity, read the Bible verses ahead of time, so you can draw a simple picture before you meet with the group.

You should plan to meet on a regular basis. For instance, once or twice a week.

When you are with a group, help everyone to be involved. Ask others for their thoughts. Have them read the Bible aloud. Have everyone pray. Lots of sharing increases understanding for everyone!

Very important points to remember:

1. Make sure that each person commits to what they will DO in loving obedience to Jesus before you meet again.
2. When you do meet again, have everyone share about what they DID and what happened.
3. Challenge each other to faithfully complete what they have said they would do.

The first activities in this booklet are very detailed; later ones have very few details. The detailed activities help even brand-new believers, regardless of training or background, so they can lead. These activities serve as a model of how each meeting is conducted. Later activities are more general, since leaders will already have learned the format of meetings.

If you want someone to help you apply these simple, powerful truths, then please talk to the person who gave you this booklet. If you don't have anyone to help you, contact us.



## Activity 1 - Where Are We Going? The Goal - Eternal Life



### Welcome

- **Welcome everyone** and thank them for coming.
- Have everyone **repeat this prayer** after you: Thank you Jesus for loving us and having a plan for our lives. In Jesus' name, amen.
- **Praise God** together by reading a chapter from Psalms.
- **Say:** In what ways did you experience Jesus in your life this past week? In what ways did you lovingly obey him? Give time for everyone to share.



### What to know (knowledge)

- (Optional) **Show to everyone the picture** you drew and say: Describe what you see in this picture. Give time for sharing.
- **Ask someone to read aloud:** Luke 10:25-28, John 14:6, John 17:3, 1 John 2:3-6. Ask one or two others to read the passages again. After reading, ask everyone to close their Bibles.
- (Optional) **Show the picture to everyone again and say:** Now tell how the picture describes the story we read. Give time for sharing.
- **Ask everyone:** What do you remember from the passage that you read? Allow everyone to share.
- **Ask different persons to read** the passage aloud again. Allow time for everyone to say what other things they now remember.
- **Memorize:** John 17:3



### What it means (understanding)

- **Ask these questions** and allow time for discussion after each question.
  - What is eternal life?
  - How do we obtain eternal life?
  - What does this passage say about God, Jesus or the Holy Spirit?
  - What does this passage say about people?
  - What do you like about this passage? What do you not like about this passage?
  - What do you not understand about this passage?
- **Summary:** If you belong to Jesus Christ, then you share in his eternal life.



### What to do (wisdom)

- **Ask:** In these passages, what is God telling you to do, in order to love and obey Jesus together?
- **Ask:** How will you start doing so this week? Allow time for discussion. Write answers in notebooks.
- **Ask:** Whom will you share this activity with this week? Allow time for discussion. Write answers in notebooks.



### Do as a group

- **Add to your list** of family, neighbors and friends. Update your map.
- **Say:** What shall we ask Jesus to do for you? Spend time praying together for each request. Pray specifically for how each person will obey Jesus. Pray for all who have been mentioned by name.
- **Ask everyone to pray to Jesus** to help them to love and obey him from what they learned in this lesson. Ask for strength to share with someone about what they learned.
- **Lord's Supper:** See How to Have the Lord's Supper (Communion) on page 29



- **Give:** Allow everyone to obey Jesus by giving to meet an urgent need. Ask if there are any urgent needs in the community. Let everyone give who can. Be sure to use their gifts to help meet the need right away.
- **Ask someone:** Pray for God to help us all love and obey him this week.
- **Say:** Remember every day to lovingly obey Jesus. Ask God to help you be strong for him, even if there is persecution. Share with someone else this week about how to love and obey Jesus. Also, remember to pray for one another.



### Resources

- Scripture, stories and role plays, lesson updates, videos, ask questions, get help - [7gc.me/l1](https://7gc.me/l1)

## Activity 2 - Where Do We Start? The Cost of Following Jesus



### Welcome

- **Welcome everyone** and thank them for coming.
- Have everyone **repeat this prayer** after you: Dear Jesus. Help us to follow you. In Jesus' name, amen.
- **Praise God** together by reading a chapter from Psalms.
- **Say:** In what ways did you experience Jesus in your life this past week? In what ways did you lovingly obey him? Give time for everyone to share.



### What to know (knowledge)

- (Optional) **Show to everyone the picture** you drew and say: Describe what you see in this picture. Give time for sharing.
- **Ask someone to read aloud:** Luke 10:1, Luke 9:57-62. Ask one or two others to read the passages again. After reading, ask everyone to close their Bibles.
- (Optional) **Show the picture to everyone again and say:** Now tell how the picture describes the story we read. Give time for sharing.
- **Ask everyone:** What do you remember from the passage that you read? Allow everyone to share.
- **Ask different persons to read** the passage aloud again. Allow time for everyone to say what other things they now remember.



### What it means (understanding)

- **Ask these questions** and allow time for discussion after each question.
  - What did Jesus do before sending his disciples out to work for him?
  - What does it mean to follow Jesus?
  - What does this passage say about God, Jesus or the Holy Spirit?
  - What does this passage say about people?
  - What do you like about this passage? What do you not like about this passage?
  - What do you not understand about this passage?
- **Summary:** Following Jesus means that he is our top priority.



### What to do (wisdom)

- **Ask:** In these passages, what is God telling you to do, in order to love and obey Jesus together?
- **Ask:** How will you start doing so this week? Allow time for discussion. Write answers in notebooks.



- **Ask:** Whom will you share this activity with this week? Allow time for discussion. Write answers in notebooks.



### Do as a group

- **Add to your list** of family, neighbors and friends. Update your map.
- **Say:** What shall we ask Jesus to do for you? Spend time praying together for each request. Pray specifically for how each person will obey Jesus. Pray for all who have been mentioned by name.
- **Ask everyone to pray to Jesus** to help them to love and obey him from what they learned in this lesson. Ask for strength to share with someone about what they learned.
- **Lord's Supper:** See How to Have the Lord's Supper (Communion) on page 29
- **Give:** Allow everyone to obey Jesus by giving to meet an urgent need. Ask if there are any urgent needs in the community. Let everyone give who can. Be sure to use their gifts to help meet the need right away.
- **Ask someone:** Pray for God to help us all love and obey him this week.
- **Say:** Remember every day to lovingly obey Jesus. Ask God to help you be strong for him, even if there is persecution. Share with someone else this week about how to love and obey Jesus. Also, remember to pray for one another.



### Resources

- Scripture, stories and role plays, lesson updates, videos, ask questions, get help - [7gc.me/st1](https://7gc.me/st1)

## Activity 3 – Love and Obey Jesus and Help Others to Obey



### Welcome

- **Welcome everyone** and thank them for coming.
- Have everyone **repeat this prayer** after you: Lord Jesus, you died for us. You have come back to life and are in heaven. We love you. Teach us to serve you with love. Teach us to obey your commands. In your name, Amen.
- **Praise God** together by reading a chapter from Psalms.
- **Say:** In what ways did you experience Jesus in your life this past week? In what ways did you lovingly obey him? Give time for everyone to share.



### What to know (knowledge)

- (Optional) **Show to everyone the picture** you drew and say: Describe what you see in this picture. Give time for sharing.
- **Ask someone to read aloud:** Matthew 7:24-27, John 14:15. Ask one or two others to read the passages again. After reading, ask everyone to close their Bibles.
- (Optional) **Show the picture to everyone again and say:** Now tell how the picture describes the story we read. Give time for sharing.
- **Ask everyone:** What do you remember from the passage that you read? Allow everyone to share.
- **Ask different persons to read** the passage aloud again. Allow time for everyone to say what other things they now remember.
- **Memorize:** John 14:15



### What it means (understanding)

- **Ask these questions** and allow time for discussion after each question.
  - How can we be strong, like the believers of the Bible?
  - What is a strong believer able to do?
  - What does this passage say about God, Jesus or the Holy Spirit?
  - What does this passage say about people?
  - What do you like about this passage? What do you not like about this passage?
  - What do you not understand about this passage?
- **Summary:** When we obey Jesus in love, we become stronger and can withstand troubles when they come. When we do not obey Jesus, we will not be strong and will not be able to stand when troubles come.



### What to do (wisdom)

- **Ask:** In these passages, what is God telling you to do, in order to love and obey Jesus together? For example, how can you help someone love and obey Jesus this week?
- **Ask:** How will you start doing so this week? Allow time for discussion. Write answers in notebooks.
- **Ask:** Whom will you share this activity with this week? Allow time for discussion. Write answers in notebooks.
- Memorize the 7 General Commands of Jesus
  - Repent, Believe the Good News, Receive the Holy Spirit
  - Baptize
  - Lord's Supper
  - Love God, Love Neighbors, Love Enemies, Love Believers
  - Pray in the Name of Jesus
  - Give
  - Make Disciples



### Do as a group

- **Add to your list** of family, neighbors and friends. Update your map.
- **Say:** What shall we ask Jesus to do for you? Spend time praying together for each request. Pray specifically for how each person will obey Jesus. Pray for all who have been mentioned by name.
- **Ask everyone to pray to Jesus** to help them to love and obey him from what they learned in this lesson. Ask for strength to share with someone about what they learned.
- **Lord's Supper:** See How to Have the Lord's Supper (Communion) on page 29
- **Give:** Allow everyone to obey Jesus by giving to meet an urgent need. Ask if there are any urgent needs in the community. Let everyone give who can. Be sure to use their gifts to help meet the need right away.
- **Ask someone:** Pray for God to help us all love and obey him this week.
- **Say:** Remember every day to lovingly obey Jesus. Ask God to help you be strong for him, even if there is persecution. Share with someone else this week about how to love and obey Jesus. Also, remember to pray for one another.



### Resources

- Scripture, stories and role plays, lesson updates, videos, ask questions, get help - [7gc.me/lo1](https://7gc.me/lo1)





## More Activities

You now have a good idea about how to lead meetings. Please, make sure that everyone who comes feels welcome and has an opportunity to participate.

### Two very important items to remember:

1. Have everyone share what they did following the previous meeting — because they love Jesus.
2. At the end of each meeting, make sure everyone knows what they are to do before you meet again — because they love Jesus.

Every meeting has three sections.

### Beginning:



#### Welcome

- **Welcome everyone** and thank them for coming.
- Have everyone **repeat this prayer** after you: **????**
- **Praise God** together by reading a chapter from Psalms.
- **Say:** In what ways did you experience Jesus in your life this past week? In what ways did you lovingly obey him? Give time for everyone to share.
- **Say and practice** together the 7 General Commands of Jesus.

### Middle:



#### What to know (knowledge)

- (Optional) **Show to everyone the picture** you drew and say: Describe what you see in this picture. Give time for sharing.
- **Ask someone to read aloud:** **????**. Ask one or two others to read the passages again. After reading, ask everyone to close their Bibles.
- (Optional) **Show the picture to everyone again and say:** Now tell how the picture describes the story we read. Give time for sharing.
- **Ask everyone:** What do you remember from the passage that you read? Allow everyone to share.
- **Ask different persons to read** the passage aloud again. Allow time for everyone to say what other things they now remember.
- **Memorize:** **????**



#### What it means (understanding)

- **Ask these questions** and allow time for discussion after each question.
  - SPECIFIC QUESTION 1 - **????**
  - SPECIFIC QUESTION 2 - **????**
  - What does this passage say about God, Jesus or the Holy Spirit?
  - What does this passage say about people?
  - What do you like about this passage? What do you not like about this passage?
  - What do you not understand about this passage?
- **Summary:** **????**



## Luke 10:1-28 (9:57-62) Adventure with Jesus



### What to do (wisdom)

- **Ask:** In these passages, what is God telling you to do, in order to love and obey Jesus together? For example, ????
- **Ask:** How will you start doing so this week? Allow time for discussion. Write answers in notebooks.
- **Ask:** Whom will you share this activity with this week? Allow time for discussion. Write answers in notebooks.

End:



### Do as a group

- **Add to your list** of family, neighbors and friends. Update your map.
- **Say:** What shall we ask Jesus to do for you? Spend time praying together for each request. Pray specifically for how each person will obey Jesus. Pray for all who have been mentioned by name.
- **Ask everyone to pray to Jesus** to help them to love and obey him from what they learned in this lesson. Ask for strength to share with someone about what they learned.
- **Lord's Supper:** See How to Have the Lord's Supper (Communion) on page 29
- **Give:** Allow everyone to obey Jesus by giving to meet an urgent need. Ask if there are any urgent needs in the community. Let everyone give who can. Be sure to use their gifts to help meet the need right away.
- **Ask someone:** Pray for God to help us all love and obey him this week.
- **Say:** Remember every day to lovingly obey Jesus. Ask God to help you be strong for him, even if there is persecution. Share with someone else this week about how to love and obey Jesus. Also, remember to pray for one another.

You can see that there are 7 ????

You complete these as you prepare for the meeting.

The following activities will only have the MIDDLE SECTIONS. Remember to include the beginning and end sections.

Use this template to create the activities.



## Activity 4 - The 7 General Commands of Jesus

### 1. Repent, Believe the Good News, Receive the Holy Spirit

#### a. Repent



##### What to know (knowledge)

- (Optional) **Show to everyone the picture** you drew and say: Describe what you see in this picture. Give time for sharing.
- **Ask someone to read aloud:** Luke 3:1–12, Mark 1:15. Ask one or two others to read the passages again. After reading, ask everyone to close their Bibles.
- (Optional) **Show the picture to everyone again and say:** Now tell how the picture describes the story we read. Give time for sharing.
- **Ask everyone:** What do you remember from the passage that you read? Allow for everyone to share.
- **Ask different persons to read** the passage aloud again. Allow time for everyone to say what other things they now remember.
- **Memorize:** Mark 1:15



##### What it means (understanding)

- **Ask these questions** and allow time for discussion after each question.
  - When sinners came confessing their sins, what did John do for them? What are we to do?
  - What does John say that Jesus will do when he comes?
  - What does this passage say about God, Jesus or the Holy Spirit?
  - What does this passage say about people?
  - What do you like about this passage? What do you not like about this passage?
  - What do you not understand about this passage?
- **Summary:** The first act of new faith is to change our beliefs about Jesus. God saves from sin and hell those who repent and believe.



##### What to do (wisdom)

- **Ask:** In these passages, what is God telling you to do, in order to love and obey Jesus together? For example, what do you need to turn away from to love and obey Jesus more?
- **Ask:** How will you start doing so this week? Allow time for discussion. Write answers in notebooks.
- **Ask:** Whom will you share this activity with this week? Allow time for discussion. Write answers in notebooks.



##### Resources

Scripture, stories and role plays, lesson updates, videos, ask questions, get help - [7gc.me/repent](https://7gc.me/repent)



## b. Believe the Good News



### What to know (knowledge)

- (Optional) **Show to everyone the picture** you drew and say: Describe what you see in this picture. Give time for sharing.
- **Ask someone to read aloud:** Luke 24:44-49, John 3:16. Ask one or two others to read the passages again. After reading, ask everyone to close their Bibles.
- (Optional) **Show the picture to everyone again and say:** Now tell how the picture describes the story we read. Give time for sharing.
- **Ask everyone:** What do you remember from the passage that you read? Allow for everyone to share.
- **Ask different persons to read** the passage aloud again. Allow time for everyone to say what other things they now remember.
- **Memorize:** John 3:16



### What it means (understanding)

- **Ask these questions** and allow time for discussion after each question.
  - What has Jesus done so God can forgive you everything?
  - What has Jesus done so God can give you everlasting life?
  - What does this passage say about God, Jesus or the Holy Spirit?
  - What does this passage say about people?
  - What do you like about this passage? What do you not like about this passage?
  - What do you not understand about this passage?
- **Summary:** These are the parts of the Good News
  - Jesus died so God would forgive us our shameful acts.
  - Jesus rose from the dead so God would give us a new, eternal life.
  - To receive this from God, we must turn away from our shameful life and follow Jesus by loving and obeying him.



### What to do (wisdom)

- **Ask:** In these passages, what is God telling you to do, in order to love and obey Jesus together?
- **Ask:** How will you start doing so this week? Allow time for discussion. Write answers in notebooks.
- **Ask:** Whom will you share this activity with this week? Allow time for discussion. Write answers in notebooks.



### Resources

Scripture, stories and role plays, lesson updates, videos, ask questions, get help - [7gc.me/believegn](https://7gc.me/believegn)



### c. Receive the Holy Spirit



#### What to know (knowledge)

- (Optional) **Show to everyone the picture** you drew and say: Describe what you see in this picture. Give time for sharing.
- **Ask someone to read aloud:** Luke 11:5-13 Acts 2:38. Ask one or two others to read the passages again. After reading, ask everyone to close their Bibles.
- (Optional) **Show the picture to everyone again and say:** Now tell how the picture describes the story we read. Give time for sharing.
- **Ask everyone:** What do you remember from the passage that you read? Allow for everyone to share.
- **Ask different persons to read** the passage aloud again. Allow time for everyone to say what other things they now remember.
- **Memorize:** Acts 2:38



#### What it means (understanding)

- **Ask these questions** and allow time for discussion after each question.
  - Who gives his Holy Spirit to those who have faith in Jesus?
  - To whom does God give his Holy Spirit?
  - What does this passage say about God, Jesus or the Holy Spirit?
  - What does this passage say about people?
  - What do you like about this passage? What do you not like about this passage?
  - What do you not understand about this passage?
- **Summary:** God sends his Holy Spirit to dwell with those who have faith in Christ. The Holy Spirit is God himself dwelling with those who have faith in Christ



#### What to do (wisdom)

- **Ask:** In these passages, what is God telling you to do, in order to love and obey Jesus together? For example, how can you focus more on the Holy Spirit?
- **Ask:** How will you start doing so this week? Allow time for discussion. Write answers in notebooks.
- **Ask:** Whom will you share this activity with this week? Allow time for discussion. Write answers in notebooks.



#### Resources

Scripture, stories and role plays, lesson updates, videos, ask questions, get help - [7gc.me/holyspirit](https://7gc.me/holyspirit)

## 2. Baptize



#### What to know (knowledge)

- (Optional) **Show to everyone the picture** you drew and say: Describe what you see in this picture. Give time for sharing.
- **Ask someone to read aloud:** Acts 10:36-48. Ask one or two others to read the passages again. After reading, ask everyone to close their Bibles.
- (Optional) **Show the picture to everyone again and say:** Now tell how the picture describes the story we read. Give time for sharing.



- **Ask everyone:** What do you remember from the passage that you read? Allow for everyone to share.
- **Ask different persons to read** the passage aloud again. Allow time for everyone to say what other things they now remember.
- **Memorize:** Matthew 28:19



#### What it means (understanding)

- **Ask these questions** and allow time for discussion after each question.
  - What does this passage say about God, Jesus or the Holy Spirit?
  - What does this passage say about people?
  - What do you like about this passage? What do you not like about this passage?
  - What do you not understand about this passage?
- **Summary:** Jesus commanded Christians to baptise new believers. Baptism confirms the faith of those who trust in Jesus' death and resurrection.



#### What to do (wisdom)

- **Ask:** In these passages, what is God telling you to do, in order to love and obey Jesus together? For example, who needs to be baptized this week?
- **Ask:** How will you start doing so this week? Allow time for discussion. Write answers in notebooks.
- **Ask:** Whom will you share this activity with this week? Allow time for discussion. Write answers in notebooks.



#### Resources

Scripture, stories and role plays, lesson updates, videos, ask questions, get help - [7gc.me/baptise](https://7gc.me/baptise)

### 3. Lord's Supper



#### What to know (knowledge)

- (Optional) **Show to everyone the picture** you drew and say: Describe what you see in this picture. Give time for sharing.
- **Ask someone to read aloud:** Luke 22:7-20. Ask one or two others to read the passages again. After reading, ask everyone to close their Bibles.
- (Optional) **Show the picture to everyone again and say:** Now tell how the picture describes the story we read. Give time for sharing.
- **Ask everyone:** What do you remember from the passage that you read? Allow for everyone to share.
- **Ask different persons to read** the passage aloud again. Allow time for everyone to say what other things they now remember.
- **Memorize:** Luke 22:19-20



#### What it means (understanding)

- **Ask these questions** and allow time for discussion after each question.
  - What does breaking and eating bread together remind you about?
  - What does drinking from a cup together remind you about?
  - What does this passage say about God, Jesus or the Holy Spirit?
  - What does this passage say about people?



- What do you like about this passage? What do you not like about this passage?
- What do you not understand about this passage?
- **Summary:** Jesus has commanded Christians to remember his death together. The Lord's Supper commemorates the death of Jesus to forgive sins.



### What to do (wisdom)

- **Ask:** In these passages, what is God telling you to do, in order to love and obey Jesus together? For example, have communion this week.
- **Ask:** How will you start doing so this week? Allow time for discussion. Write answers in notebooks.
- **Ask:** Whom will you share this activity with this week? Allow time for discussion. Write answers in notebooks.



### Resources

Scripture, stories and role plays, lesson updates, videos, ask questions, get help - [7gc.me/supper](https://7gc.me/supper)

## 4. Love God, Love Neighbors, Love Enemies, Love Believers

### a. Love God



### What to know (knowledge)

- (Optional) **Show to everyone the picture** you drew and say: Describe what you see in this picture. Give time for sharing.
- **Ask someone to read aloud:** Luke 10:25-28; Romans 8:28; 1 John 4:20; 5:2. Ask one or two others to read the passages again. After reading, ask everyone to close their Bibles.
- (Optional) **Show the picture to everyone again and say:** Now tell how the picture describes the story we read. Give time for sharing.
- **Ask everyone:** What do you remember from the passage that you read? Allow for everyone to share.
- **Ask different persons to read** the passage aloud again. Allow time for everyone to say what other things they now remember.
- **Memorize:** Mark 12:30



### What it means (understanding)

- **Ask these questions** and allow time for discussion after each question.
  - In what ways could you show your love for God?
  - What is something you love more than God, something that you are willing to give to him?
  - What does this passage say about God, Jesus or the Holy Spirit?
  - What does this passage say about people?
  - What do you like about this passage? What do you not like about this passage?
  - What do you not understand about this passage?
- **Summary:** Christian believers love God and enjoy his benefits to them. Christian believers love both God and other human beings.



### What to do (wisdom)

- **Ask:** In these passages, what is God telling you to do, in order to love and obey Jesus together?
- **Ask:** How will you start doing so this week? Allow time for discussion. Write answers in notebooks.
- **Ask:** Whom will you share this activity with this week? Allow time for discussion. Write answers in notebooks.



### Resources

Scripture, stories and role plays, lesson updates, videos, ask questions, get help - [7gc.me/lovegod](https://7gc.me/lovegod)

## b. Love Neighbors



### What to know (knowledge)

- (Optional) **Show to everyone the picture** you drew and say: Describe what you see in this picture. Give time for sharing.
- **Ask someone to read aloud:** Luke 6:31; 10:25-37. Ask one or two others to read the passages again. After reading, ask everyone to close their Bibles.
- (Optional) **Show the picture to everyone again and say:** Now tell how the picture describes the story we read. Give time for sharing.
- **Ask everyone:** What do you remember from the passage that you read? Allow for everyone to share.
- **Ask different persons to read** the passage aloud again. Allow time for everyone to say what other things they now remember.
- **Memorize:** Luke 10:27



### What it means (understanding)

- **Ask these questions** and allow time for discussion after each question.
  - In what ways could you show more love to your parents? Spouse? Children? Co-workers?
  - What does someone else need right now that you could help to provide?
  - What does this passage say about God, Jesus or the Holy Spirit?
  - What does this passage say about people?
  - What do you like about this passage? What do you not like about this passage?
  - What do you not understand about this passage?
- **Summary:** Christian believers learn to show love to others in practical ways. Christian believers love both God and other human beings.



### What to do (wisdom)

- **Ask:** In these passages, what is God telling you to do, in order to love and obey Jesus together? For example, how can you do something for your neighbors?
- **Ask:** How will you start doing so this week? Allow time for discussion. Write answers in notebooks.
- **Ask:** Whom will you share this activity with this week? Allow time for discussion. Write answers in notebooks.



### Resources

Scripture, stories and role plays, lesson updates, videos, ask questions, get help - [7gc.me/neighbors](https://7gc.me/neighbors)





### c. Love Enemies



#### What to know (knowledge)

- (Optional) **Show to everyone the picture** you drew and say: Describe what you see in this picture. Give time for sharing.
- **Ask someone to read aloud:** Matthew 5:43-48; Mark 11:25; Luke 6:27-36. Ask one or two others to read the passages again. After reading, ask everyone to close their Bibles.
- (Optional) **Show the picture to everyone again and say:** Now tell how the picture describes the story we read. Give time for sharing.
- **Ask everyone:** What do you remember from the passage that you read? Allow for everyone to share.
- **Ask different persons to read** the passage aloud again. Allow time for everyone to say what other things they now remember.
- **Memorize:** Matthew 5:43-44



#### What it means (understanding)

- **Ask these questions** and allow time for discussion after each question.
  - In what ways could you show love to those who despise you?
  - What does an enemy need right now that you could help to provide?
  - What does this passage say about God, Jesus or the Holy Spirit?
  - What does this passage say about people?
  - What do you like about this passage? What do you not like about this passage?
  - What do you not understand about this passage?
- **Summary:** Christian believers learn to show love to their enemies. Christian believers love both God and other human beings.



#### What to do (wisdom)

- **Ask:** In these passages, what is God telling you to do, in order to love and obey Jesus together? For example, what is something you can do that would show love to your enemies?
- **Ask:** How will you start doing so this week? Allow time for discussion. Write answers in notebooks.
- **Ask:** Whom will you share this activity with this week? Allow time for discussion. Write answers in notebooks.



#### Resources

Scripture, stories and role plays, lesson updates, videos, ask questions, get help - [7gc.me/enemies](https://7gc.me/enemies)

### d. Love Believers



#### What to know (knowledge)

- (Optional) **Show to everyone the picture** you drew and say: Describe what you see in this picture. Give time for sharing.
- **Ask someone to read aloud:** Luke 6:31; John 13:34-35; Romans 12:9-10. Ask one or two others to read the passages again. After reading, ask everyone to close their Bibles.
- (Optional) **Show the picture to everyone again and say:** Now tell how the picture describes the story we read. Give time for sharing.



- **Ask everyone:** What do you remember from the passage that you read? Allow for everyone to share.
- **Ask different persons to read** the passage aloud again. Allow time for everyone to say what other things they now remember.
- **Memorize:** John 13:34-35



### What it means (understanding)

- **Ask these questions** and allow time for discussion after each question.
  - In what ways could you show more love to other Christians?
  - What do poor Christians need right now that you could help to provide?
  - What does this passage say about God, Jesus or the Holy Spirit?
  - What does this passage say about people?
  - What do you like about this passage? What do you not like about this passage?
  - What do you not understand about this passage?
- **Summary:** Christian believers learn to show love to each other in practical ways. Christian believers love both God and other human beings.



### What to do (wisdom)

- **Ask:** In these passages, what is God telling you to do, in order to love and obey Jesus together? For example, what can you do to show love to another believer this week?
- **Ask:** How will you start doing so this week? Allow time for discussion. Write answers in notebooks.
- **Ask:** Whom will you share this activity with this week? Allow time for discussion. Write answers in notebooks.



### Resources

Scripture, stories and role plays, lesson updates, videos, ask questions, get help - [7gc.me/believers](https://7gc.me/believers)

## 5. Pray in the Name of Jesus



### What to know (knowledge)

- (Optional) **Show to everyone the picture** you drew and say: Describe what you see in this picture. Give time for sharing.
- **Ask someone to read aloud:** John 14:13-14; 15:16; 1 Timothy 2:5-8. Ask one or two others to read the passages again. After reading, ask everyone to close their Bibles.
- (Optional) **Show the picture to everyone again and say:** Now tell how the picture describes the story we read. Give time for sharing.
- **Ask everyone:** What do you remember from the passage that you read? Allow for everyone to share.
- **Ask different persons to read** the passage aloud again. Allow time for everyone to say what other things they now remember.
- **Memorize:** John 16:24



### What it means (understanding)

- **Ask these questions** and allow time for discussion after each question.
  - What are some needs that you will ask only from God?
  - What are other names or gods to which you must stop praying?



- What does this passage say about God, Jesus or the Holy Spirit?
- What does this passage say about people?
- What do you like about this passage? What do you not like about this passage?
- What do you not understand about this passage?
- **Summary:** Christian believers pray only to God. God answers Christians' prayers.



### What to do (wisdom)

- **Ask:** In these passages, what is God telling you to do, in order to love and obey Jesus together?
- **Ask:** How will you start doing so this week? Allow time for discussion. Write answers in notebooks.
- **Ask:** Whom will you share this activity with this week? Allow time for discussion. Write answers in notebooks.



### Resources

Scripture, stories and role plays, lesson updates, videos, ask questions, get help - [7gc.me/prayjesus](https://7gc.me/prayjesus)

## 6. Give



### What to know (knowledge)

- (Optional) **Show to everyone the picture** you drew and say: Describe what you see in this picture. Give time for sharing.
- **Ask someone to read aloud:** Matthew 6:1-4; Luke 6:38; 2 Corinthians 9:6-15. Ask one or two others to read the passages again. After reading, ask everyone to close their Bibles.
- (Optional) **Show the picture to everyone again and say:** Now tell how the picture describes the story we read. Give time for sharing.
- **Ask everyone:** What do you remember from the passage that you read? Allow for everyone to share.
- **Ask different persons to read** the passage aloud again. Allow time for everyone to say what other things they now remember.
- **Memorize:** Luke 6:38



### What it means (understanding)

- **Ask these questions** and allow time for discussion after each question.
  - Who has a need that you could help to meet by giving something that you have?
  - In what way could you give to those in need, such that they will not know it is you who gave?
  - What does this passage say about God, Jesus or the Holy Spirit?
  - What does this passage say about people?
  - What do you like about this passage? What do you not like about this passage?
  - What do you not understand about this passage?
- **Summary:** Christian believers give freely to meet others' needs. God gives to Christians enough to share with others.



### What to do (wisdom)

- **Ask:** In these passages, what is God telling you to do, in order to love and obey Jesus together? For example, how can you give generously to Jesus this week?
- **Ask:** How will you start doing so this week? Allow time for discussion. Write answers in notebooks.



- **Ask:** Whom will you share this activity with this week? Allow time for discussion. Write answers in notebooks.



#### Resources

Scripture, stories and role plays, lesson updates, videos, ask questions, get help - [7gc.me/give](https://7gc.me/give)

## 7. Make Disciples



### What to know (knowledge)

- (Optional) **Show to everyone the picture** you drew and say: Describe what you see in this picture. Give time for sharing.
- **Ask someone to read aloud:** Matthew 28:18-20. Ask one or two others to read the passages again. After reading, ask everyone to close their Bibles.
- (Optional) **Show the picture to everyone again and say:** Now tell how the picture describes the story we read. Give time for sharing.
- **Ask everyone:** What do you remember from the passage that you read? Allow for everyone to share.
- **Ask different persons to read** the passage aloud again. Allow time for everyone to say what other things they now remember.
- **Memorize:** Matthew 28:18-20



### What it means (understanding)

- **Ask these questions** and allow time for discussion after each question.
  - What does this passage say about God, Jesus or the Holy Spirit?
  - What does this passage say about people?
  - What do you like about this passage? What do you not like about this passage?
  - What do you not understand about this passage?
- **Summary:** We obey Jesus by practicing his commands.



### What to do (wisdom)

- **Ask:** In these passages, what is God telling you to do, in order to love and obey Jesus together? For example, who can you begin discipling?
- **Ask:** How will you start doing so this week? Allow time for discussion. Write answers in notebooks.
- **Ask:** Whom will you share this activity with this week? Allow time for discussion. Write answers in notebooks.



#### Resources

Scripture, stories and role plays, lesson updates, videos, ask questions, get help - [7gc.me/make](https://7gc.me/make)



## Creating More Activities

Now you are very familiar with how to lead meetings. You can now create your own Activities – the middle section of the meetings.

Look back at the activities to see the outline to use in creating new ones.

There are four main parts to creating an activity.

1. The passage of the Bible you want to use.
2. The questions you want to ask that relates to the passage.
3. A statement summarizing the lesson.
4. An activity for the group to do together.
5. Optionally, you may draw pictures for the activity.

Selecting the Bible passage or verses:

- Pray asking Jesus for wisdom.
- Think about what is most important for the group to learn now.
- Find a Bible story or verses that helps with this.
- Read the passage 2 – 3 times.
- Write the main 1 or two ideas.
- Draw the pictures (optional).
- Create the questions (see more below).
- Create a group activity.

When creating questions look at what questions can be answered by looking at the verses.

Some useful questions:

- What do you remember from the passage that you read?
- What does the passage say about God, Jesus, or the Holy Spirit?
- What does the passage say about people?
- What does the passage say to me?
- Is there a..
  - Sin to confess?
  - Promise to claim?
  - Action to avoid?
  - Command to obey?
  - Example to Follow?
- What must you do, to love and obey Jesus, from this lesson? How will you implement it immediately?

**REMEMBER:** Loving and obeying Jesus is the most important. You must do this and help others to do so.

In the next section are topics and stories you can use to create new lessons.



## Activity 5 - Getting Help. Sending 2 x 2 - the Church



### Welcome

- Have everyone **repeat this prayer** after you: \_\_\_\_\_



### What to know (knowledge)

- **Ask someone to read aloud:** Matthew 18:19–20, Luke 10: 1, Acts 2:37-47, Acts 9:31. Ask one or two others to read the passages again. After reading, ask everyone to close their Bibles.
- **Memorize:** Acts 9:31



### What it means (understanding)

- **Ask these questions** and allow time for discussion after each question.
  - Which specific commandments of Jesus did the apostles help believers to obey?
  - What happens to Christ communities that obey Jesus' commandments together?
- **Summary:** Christ communities that obey Jesus' commands together, reproduce.



### What to do (wisdom)

- **Ask:** In these passages, what is God telling you to do, in order to love and obey Jesus together? For example, when you go to visit others, go with other believers.



### Resources

- Scripture, stories and role plays, lesson updates, videos, ask questions, get help - [7gc.me/thecurch](https://7gc.me/thecurch)

## Activity 5a - Getting Help. Having a Coach. Training Others



### Welcome

- Have everyone **repeat this prayer** after you: \_\_\_\_\_



### What to know (knowledge)

- **Ask someone to read aloud:** Exodus 18:13-26, 2 Timothy 2:2. Ask one or two others to read the passages again. After reading, ask everyone to close their Bibles.
- **Memorize:** 2 Timothy 2:2



### What it means (understanding)

- **Ask these questions** and allow time for discussion after each question.
  - What was the challenge that Moses was having? What was the solution?
  - Who is coaching you and who are you coaching?
- **Summary:** Every believer must have someone who trains or coaches them. Every believer must have someone they train.



### What to do (wisdom)

- **Ask:** What is God telling you to do, to love and obey Jesus, from this lesson? For example, find someone to coach you and find someone you can train.



### Resources

- Scripture, stories and role plays, lesson updates, videos, ask questions, get help - [7gc.me/havecoach](https://7gc.me/havecoach)

## Activity 6 - Finding Gold. People You Know



### Welcome

- Have everyone **repeat this prayer** after you: \_\_\_\_\_



### What to know (knowledge)

- **Ask someone to read aloud:** Acts 10:22-29. Ask one or two others to read the passages again. After reading, ask everyone to close their Bibles.



### What it means (understanding)

- **Ask these questions** and allow time for discussion after each question.
  - Whom did Cornelius gather together?
- **Summary:** We are to tell our friends and family about the good news of Jesus..



### What to do (wisdom)

- **Ask:** What is God telling you to do, to love and obey Jesus, from this lesson?
- **Make:** Create a list of friends and family. Pray for them by name that they would repent and believe in Jesus. Make plans to visit them and share about Jesus.



### Resources

- Scripture, stories and role plays, lesson updates, videos, ask questions, get help - [7gc.me/findgold](https://7gc.me/findgold)

## Activity 6a - Finding Gold in New Places. People of Peace



### Welcome

- Have everyone **repeat this prayer** after you: \_\_\_\_\_



### What to know (knowledge)

- **Ask someone to read aloud:** Luke 10:5-8, Acts 10:25-28, Acts 16:13-15,40. Ask one or two others to read the passages again. After reading, ask everyone to close their Bibles.
- **Memorize:** Luke 10:5-6



### What it means (understanding)

- **Ask these questions** and allow time for discussion after each question.
  - What did you learn about the people of peace?
  - What are some characteristics of people of peace?
- **Summary:** God often prepares family leaders to receive the Gospel.



### What to do (wisdom)

- **Ask:** What is God telling you to do, to love and obey Jesus, from this lesson? For example, go and find people of peace.



### Resources

- Scripture, stories and role plays, lesson updates, videos, ask questions, get help - [7gc.me/pop](https://7gc.me/pop)

## Activity 7 - Tell Stories about the Good News of Jesus



### Welcome

- Have everyone **repeat this prayer** after you: \_\_\_\_\_



### What to know (knowledge)

- **Ask someone to read aloud:** Luke 10:1-16. Ask one or two others to read the passages again. After reading, ask everyone to close their Bibles.
- **Memorize:** Luke 10:16



### What it means (understanding)

- **Ask these questions** and allow time for discussion after each question.
  - How did Jesus send out the disciples?
  - What did you learn about rejection?
- **Summary:** Jesus wants us to share about him to all our family, neighbors, and friends. We are to look for people who are willing to listen and obey.



### What to do (wisdom)

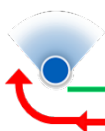
- **Ask:** What is God telling you to do, to love and obey Jesus, from this lesson?



### Resources

- Scripture, stories and role plays, lesson updates, videos, ask questions, get help - [7gc.me/tellstory](https://7gc.me/tellstory)





## Activity 7a - Tell Stories of Your Adventure with Jesus



### Welcome

- Have everyone **repeat this prayer** after you: \_\_\_\_\_



### What to know (knowledge)

- **Ask someone to read aloud:** Acts 26. Ask one or two others to read the passages again. After reading, ask everyone to close their Bibles.
- **Memorize:** 2 Tim 4:2



### What it means (understanding)

- **Ask these questions** and allow time for discussion after each question.
  - What was Paul's life like before he met Jesus?
  - How was Paul's life different after he repented and followed Jesus?
- **Summary:** This was Paul's testimony about his adventure with Jesus. It had three parts - 1) What his life was before meeting Jesus, 2) How he met Jesus, 3) What his life was like after he met Jesus and how Jesus has made his life different.



### What to do (wisdom)

- **Ask:** What is God telling you to do, to love and obey Jesus, from this lesson? For example, who will you tell your story to?
- See page 31 on Create Your Testimony (The Story of your life with Jesus)



### Resources

- Scripture, stories and role plays, lesson updates, videos, ask questions, get help - [7gc.me/testimony](https://7gc.me/testimony)

## Activity 8 - Reproduce Disciples, Leaders, and Churches



### Welcome

- Have everyone **repeat this prayer** after you: \_\_\_\_\_



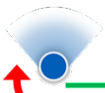
### What to know (knowledge)

- **Ask someone to read aloud:** Exodus 18:13-26, 2 Timothy 2:2, 1 Peter 2:9. Ask one or two others to read the passages again. After reading, ask everyone to close their Bibles.
- **Memorize:** 2 Timothy 2:2



### What it means (understanding)

- **Ask these questions** and allow time for discussion after each question.
  - How was the leadership order before Jethro gave his advice to Moses?
  - How was the leadership order after Jethro gave his advice to Moses?
  - How is Moses's leadership order similar to what Paul told Timothy?
- **Summary:** We help disciple, leaders, and churches to prepare for the work they will do.



## Luke 10:1-28 (9:57-62) Adventure with Jesus



### What to do (wisdom)

- **Ask:** What is God telling you to do, to love and obey Jesus, from this lesson?



### Resources

- Scripture, stories and role plays, lesson updates, videos, ask questions, get help - [7gc.me/reproduce](https://7gc.me/reproduce)



## Important Items and Key Terms

These are items that are important to remember and put into practice. Review these items regularly to make sure you and your groups are implementing them!

## Teach Everyone to Obey the Seven General Commands of Jesus

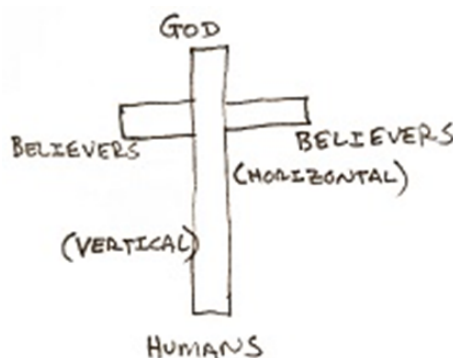
1. Repent, Believe the Good News, receive the Holy Spirit (Mk 1:15; Jn 20:22).
2. Baptize (Mt 28:19).
3. Lord's Supper (Mt 26:26-28).
4. Love God, Love Neighbors, Love Enemies, Love Believers (Mt 22:37-40).
5. Pray in the Name of Jesus (Jn 16:24).
6. Give (Lk 6:38; Mt 6:1-4).
7. Make Disciples (Mt 28:18-20).

## Implement General Orders for Leaders

1. Love and obey Jesus Christ above all else.
2. Know Jesus' seven general commands so thoroughly that you dream about them.
3. Everyone from top to bottom frequently reviews and practices the seven general commands of Jesus.
4. It is loving others that makes your processes, procedures, and plans succeed.
5. Set a few simple, concrete goals, and keep moving toward them.
6. When you love and obey Jesus, and help others to do the same, amazing things happen.
7. When persecution comes, return to the basics: love and obedience to Jesus.

## Focus on your Vision – Jesus' Followers Enjoy Communion with God and One Another

The Lord's Supper, which is also called Communion, gives us a clear, passionate vision of what God wants us to do. We seek to bring people into communion with God and into communion with other believers. Communion with God is our vertical relationship, and communion with others is our horizontal relationship. Our vertical and horizontal relationships when put together, show the cross of Jesus Christ. It is in him and through him that these relationships become real. Christ remains central to all that we do.



Celebrate the Lord's Supper often as a reminder of what Christ has done for us and also to remember our vision of bringing others into communion with God and us.



## How to Have the Lord's Supper (Communion)

### Preparation:

- Have enough bread or biscuit for everyone to have a piece. It can be on a plate.
- Have a drink available in one cup. It can be juice or tea. Whatever is locally available.

### Serving:

- **Say:** We are now going to have the Lord's Supper. Let's be quiet for some time. Pray to Jesus and ask him to forgive you of any shameful acts that come to your mind. Thank him for dying for you and coming back to life and going to heaven. Think about what he has done for you
- After some time, ask someone to say a simple prayer. For instance, "Thank you Jesus for saving us. Amen."
- Have each person pass the bread to the next person and say, "The body of Jesus, broken for us". Take a piece and hold it.
- Have each person pass the cup to the next person and say, "The blood of Jesus, spilt for us". Dip your bread a little and hold it.
- Ask someone to say a simple prayer, "Thank you Jesus for your body and your blood. Amen."
- **Say:** Let's eat together.
- After everyone has eaten, ask someone else to say the same prayer, "Thank you Jesus for your body and your blood. Amen."

## Affirm Key Practices

If you do nothing more than love and obey Jesus and help others (followers, leaders, churches, communities) to do the same, then amazing things will happen!

## Ask God for Wisdom

If we ask God for wisdom, he promises to give us wisdom generously without finding fault in us. However, we must believe that he will do it.

## Love and Obey Jesus in Four Main Ways

Loving and obeying Jesus is like a diamond that has four facets:

1. Raising new disciples. Every disciple must make new disciples.
2. Training new leaders. Every leader helps train new leaders.
3. Starting house churches. Every church starts new churches.
4. Transforming communities. Churches find ways to serve their neighbors.

## Start Christ Communities of Family and Friends

Since God has adopted us into his family, we have spiritual brothers and sisters all over the world. God wants us to work together to bring more people into His family. We do so by holding regular gatherings of his disciples.


## Train Others to Train Others to do the Same

We believers can all obey Jesus by making disciples in several ways: by evangelizing sinners, by teaching believers to obey Jesus, and by training new church leaders and community leaders. Read Exodus 18:13-26; Matthew 28:18-20; and



Timothy 2:2. We train others in the way that Jesus and his apostles trained others. Every one of us needs to have someone who trains us while we train others in turn.

In using this manual, you should have someone who trains you – your Paul. This person helps you to make plans, practice and holds you accountable to what you will do. You should also have someone you are training – your Timothy.

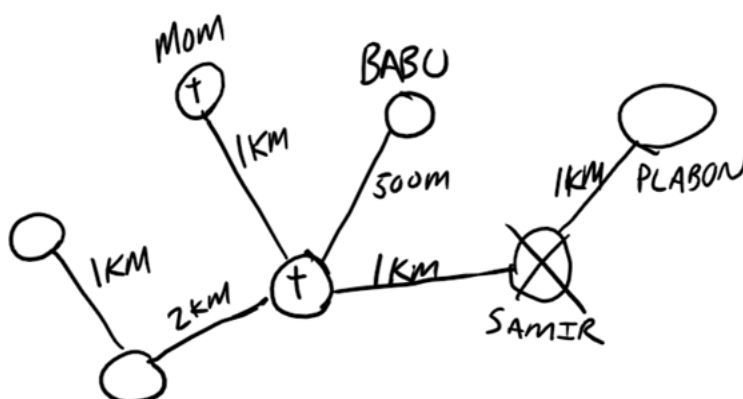


## Keep a War versus Peace Mentality and Strategy

God tells us we are in a war. He tells us that at the end times, the devil will try to give us false peace. We must truly believe this. We must always implement wartime strategies and structures.

## Create and Update Maps

Maps are very useful to help us “see” what is happening in our areas of responsibility. Using the names of the people in your list, show where they live in relation to your home. Use a circle. If two or more in the family have become followers of Jesus, put a cross in the circle. If they have rejected Jesus, put an X through their circle. Keep expanding the names on your list and the circles on your map.





## Teach Everyone to Tell Others About Jesus

We always want to be telling others about Jesus. See Activity 7A and Activity 7B.

## Create Your Testimony (The Story of your life with Jesus)

Your story about your adventure with Jesus is very powerful and needs to be told to others.

When you tell others what Jesus has done for you, it will help them want to follow Jesus, too.

Here are some steps to prepare your testimony:

- Spend some time praying and asking the Lord to help you tell your story.
- Think about what your life was like before you believed in Jesus.
- Think about when you met Jesus and started following him. Who told you about him? What happened in you when you repented and believed?
- Think about what your life is like now. How has Jesus made your life different?
- Write down your testimony, telling these three parts:
  - How your life was before your believed in Jesus.
  - How you met Jesus and started following him
  - How your life is after you started following him and telling differences he makes in your life.
- You should have two versions of your story.
  - Long version that takes about 3 minutes to tell
  - Short version that takes about 1 minute. to tell
- Practice telling your story until you have memorized both the long version and the short version.

## Guide New Believers through their First Steps

For those who have just repented and believed in Jesus Christ:

- Baptize them as soon as possible. Even immediately
- Have the Lord's Supper with them.
- Teach them the 7 General Commands of Jesus
- Have them gather with their friends and family

## Teach and Follow Three Levels of Authority

1. **JESUS' COMMANDMENTS** - The Lord Jesus remains the TOP level of authority. Therefore, a church implements the commands of Jesus and his apostles from the New Testament. We must obey Jesus commandments and his apostles' instructions. The apostles' instructions arise from Jesus' commandments. As the new church in Acts chapter 2 started by obeying Jesus' basic commandments, so must new Christ communities do.
2. **APOSTOLIC PRACTICES** - The SECOND level of authority in a church consists of the activities that Jesus' apostles practiced in the New Testament. The apostles did not command these practices, and we must neither require these activities nor forbid others doing them. Some examples include: baptizing immediately, using one cup in the Lord's Supper, fasting, worshiping on Sunday, speaking in tongues, and naming several elders to shepherd a church.
3. **HUMAN TRADITIONS** - A LOWER level of authority in a church includes all church activities that are not described in the New Testament. A church may adopt such activities or choose not to do so. But a church should forbid such activities, when these hinder Christians obeying Jesus. And no church should require other churches to adopt its traditions. Of course, every church must adopt some traditions that help its members work together.



## Luke 10:1-28 (9:57-62) Adventure with Jesus



Some common church traditions include: non-biblical requirements for ordination, officiating the Lord's Supper, mode of baptism, church membership, Sunday School, wearing robes in the pulpit.

### Teach New Leaders to follow a Meeting Outline

1. Opening – Welcome, Prayer, Review, Report Sharing...
2. Discussion – Bible Reading, Discussion, Love and Obey Jesus Action...
3. Close – Requests and Prayer (including people on the “list”)...

It is CRITICAL to make sure we are obeying (implementing) God's commands because we love Jesus. That is why we ask, “What will we do this week in loving obedience to Jesus Christ?” Then, at the next meeting, ask, “How did we love and obey Jesus?” Give opportunities for everyone to share.

### List Names of Those Who Need to Follow Jesus

Using a piece of paper write down names of everyone you can think of. Include family, friends, co-workers, and individuals you have appointments with. This list is important to remind us who to pray for, to make time to visit them, and tell them about Jesus. Put this list somewhere you will see and remember. Below is a sample of what this list may look like.

<u>Name</u>	<u>Notes</u>
Samir Khan	He is suffering from cancer
Mom	She is sad since dad died
Maria Ortega	She just moved here and has no family.

Pray for these people regularly. Ask God to cause them to turn from their ways and to love and obey Jesus. Pray for needs they may have and ask God to meet those needs so they will follow him.

Teach this to your group and help them to make plans to visit each family to share about Jesus.

### Stories about Jesus to Share with Others

Everyone likes to hear stories. Stories must prove interesting and easy for hearers to tell others, in turn. After we tell a story about the good news of Jesus, we should always to ask hearers, “Are you ready to turn away from your shameful ways and start obeying Jesus?” If they say, “yes”, then you can plan to baptize them immediately. See Activity 9 on how to baptize. Then, after the baptism, start teaching them from the beginning of this book along with their friends and family. Here are some of the stories about Jesus that you can share.

- Jesus changes water into wine – John 2:1-12
- Jesus heals a royal official's son – John 4:46-54
- Jesus heals a paralytic at Bethesda – John 5:1-18
- Jesus feeds 5000 men – John 6:5-14
- Jesus walks on deep water – John 6:16-24
- Jesus heals a man born blind – John 9:1-41
- Jesus raises Lazarus from death – John 11:1-46
- Jesus tells about Noah's ark – Genesis 7 and 8



- Jesus on the Cross – Luke 23:26-47
- Jesus tells about a reckless son – Luke 15:11-31
- An Ethiopian official believes in Jesus – Acts 8:26-40
- A jailer believes in Jesus – Acts 16:25-34
- Jesus casts out demons – Matthew 8:28-34
- Jesus chooses an enemy to serve him – Acts 9:1-31
- A father asks his two sons for help. Luke 7:38-22
- Two men went to a temple to pray. Luke 8:9-14

If you have pictures that illustrate the story, then show the pictures while telling the story. Hold the pictures steady, moving them so that everyone can see them. Whenever you tell a story, have someone else tell it again, asking everyone else to help him remember it. When someone else tells the story, let them also hold the pictures and show them. If there is time and they are interested, let them act out the story in a very brief skit.

## Show Pictures or Drawings

Simple drawings can be very effective in getting people involved with God and each other. Drawings can create excitement about the lesson.



When we make drawings:

- Read the Bible passage a few times before you start drawing
- Draw a very simple picture of the main idea in the story.
- You can draw a few pictures to depict different actions from the story.
- The pictures need to be large for everyone to see.
- You can have a child draw.
- It does not need to be drawn by a professional artist. Simple drawings are best.

All the activities on this booklet can use drawings to help enhance the activity.

NOTE: When possible, have someone from the community draw the pictures, for they will do so in ways that do not offend others. Pictures should not show many details that do not help to tell the story.

## Key Terms

- DISCIPLE - Someone who loves and obeys Jesus and helps others to do the same.
- LEADER - A disciple who helps others to love and obey Jesus.
- CHURCH - A group of disciples and leaders who love and obey Jesus together.
- KNOWLEDGE - What does God say as recorded in the Bible?
- UNDERSTANDING - What does it mean?
- WISDOM - The practical implementation of knowledge and understanding. This is obedience.
- MATURITY IN CHRIST - Continuing to love and obey Jesus in more difficult and complex situations.